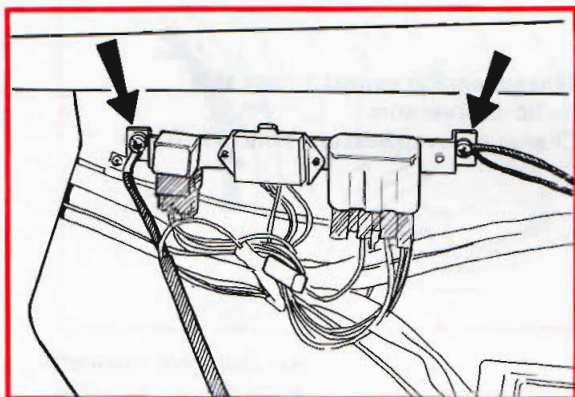


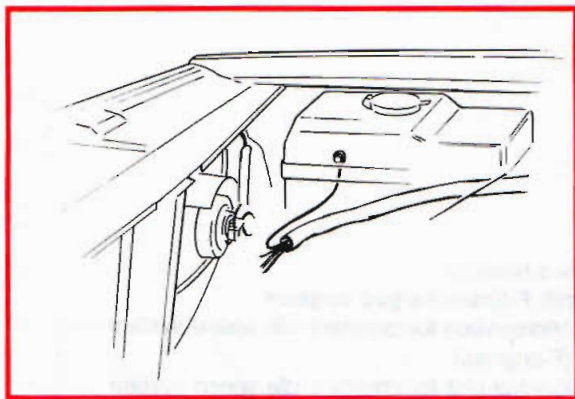
Ground connections

Shown below and on the following pages are the main ground connections and the components which they ground.



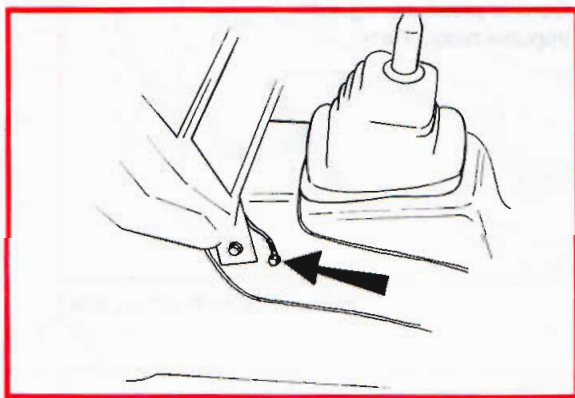
Relay panel on left side of engine compartment

- Left side main/dipped (high/low) beam
- Left direction indicator
- Left parking light
- Left day running light
- Washer motors for turbo and diesel models
- Ignition system control, turbo
- Relay for preheating circuit, diesel
- Ignition system control unit, TZ 28-H



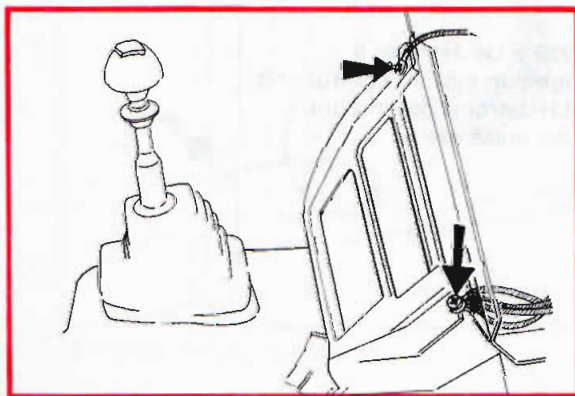
Wheelhousing, front right

- Right main/dipped (high/low) beam
- Right direction indicator
- Right parking light
- Ignition system control unit



Tunnel, next to gear lever

- Horn
- Seat belt light
- Combined instrument panel
- Fuel pump relay
- Control unit, diesel
- Flasher relay
- Switch, tailgate wiper
- Radio
- Steering column

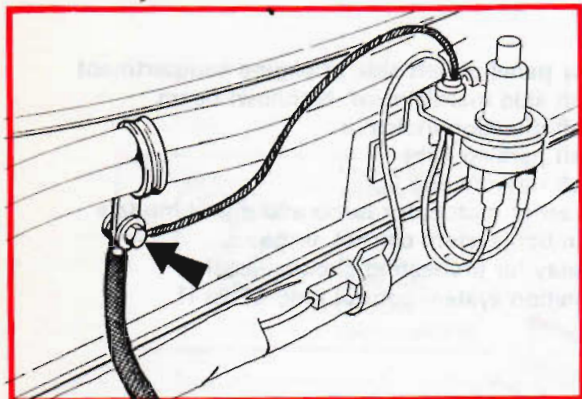


Centre console

- Relay, air conditioning unit
- Relay, window (lifts)
- Relay, overdrive
- Relay, central locking system
- Relay, temperature sensor, Japan
- Heater fan, CU heater

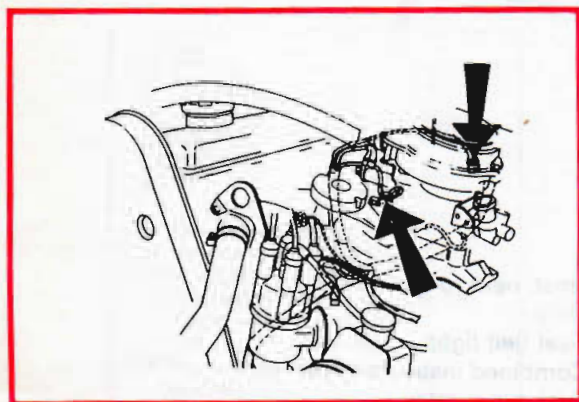
131674-H

Ground connections



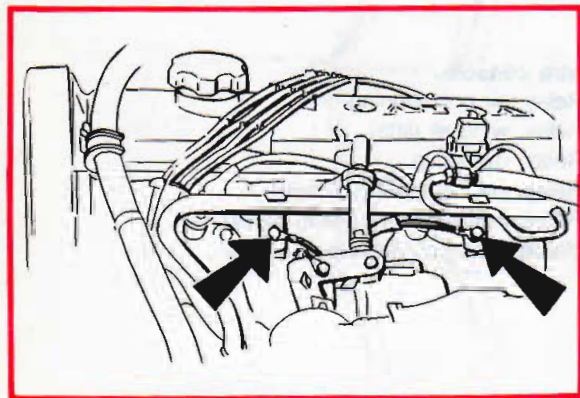
Bulkhead, engine compartment side

- Radio suppressors
- Charge air overpressure switch, F-Turbo



4-cyl. F-turbocharged engines

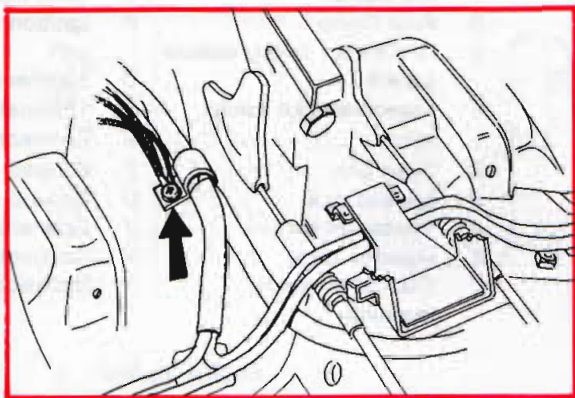
- Microswitch for constant idle speed system (F-engines)
- Control unit for constant idle speed system (F-engines)
- Control pressure regulator
- Impulse relay, Turbo



B 230 F LH-Jetronic II

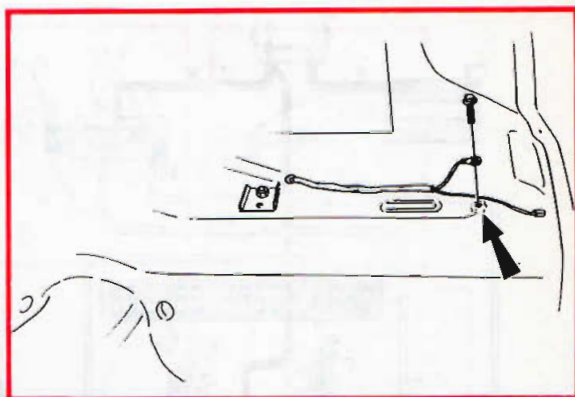
- Ignition system control unit
- LH-Jetronic control unit
- Air mass meter

Ground connections



Beneath front left seat

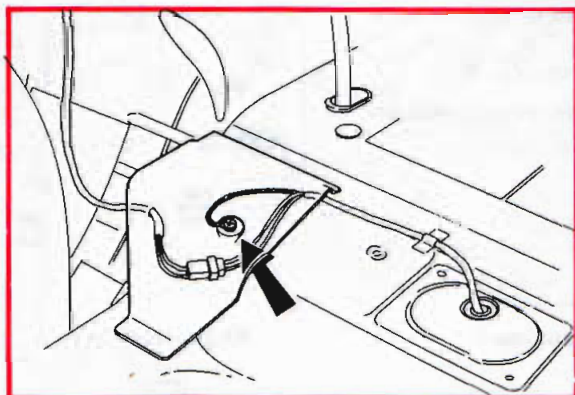
- Power door mirrors
- Heated seat



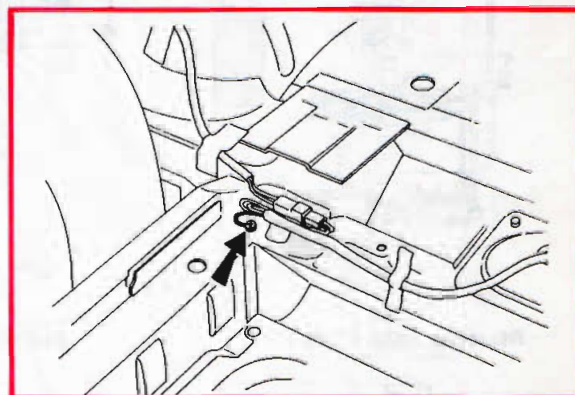
Beneath rear seat

- Fuel pump

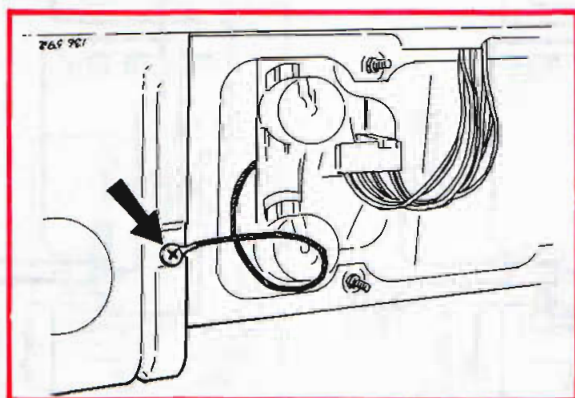
Ground connections in boot/trunk



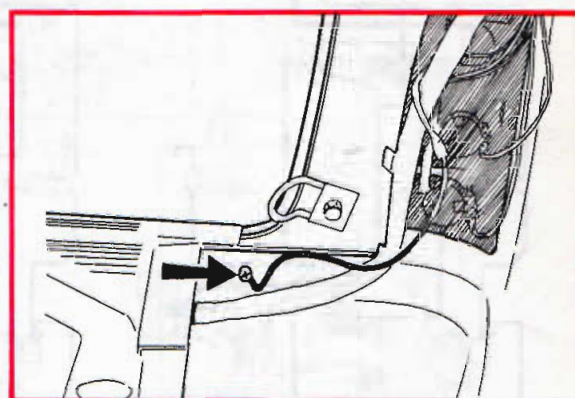
Tank pump 4-door models



Tank pump 5-door models



Tail lights, 4-door models



Tail lights, 5-door models

131 076-H