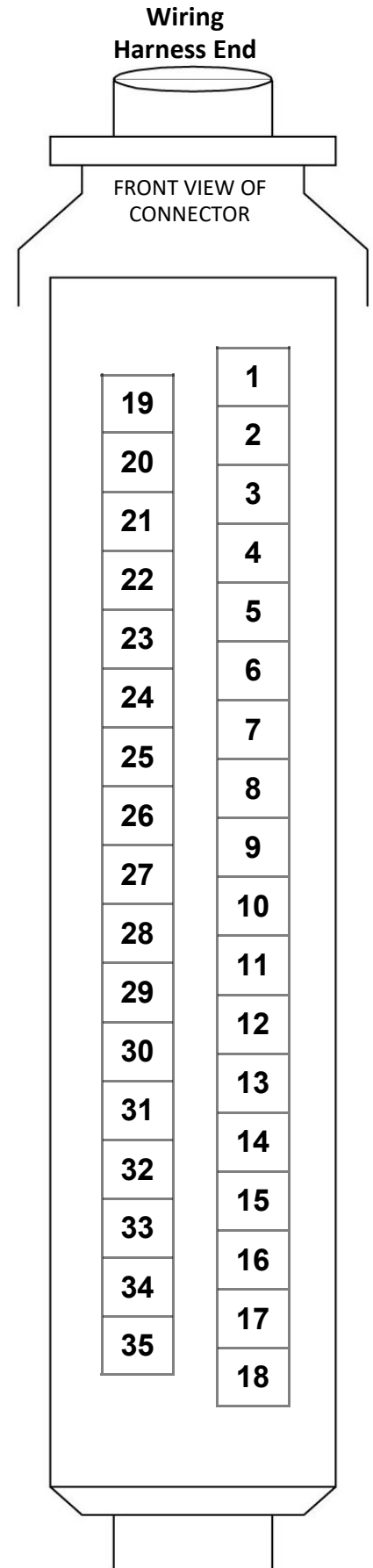


LH 2.4 ECU PIN FUNCTIONS VOLVO 240

Specific to LH 2.4 plus EZ 116K Conversion Harness.

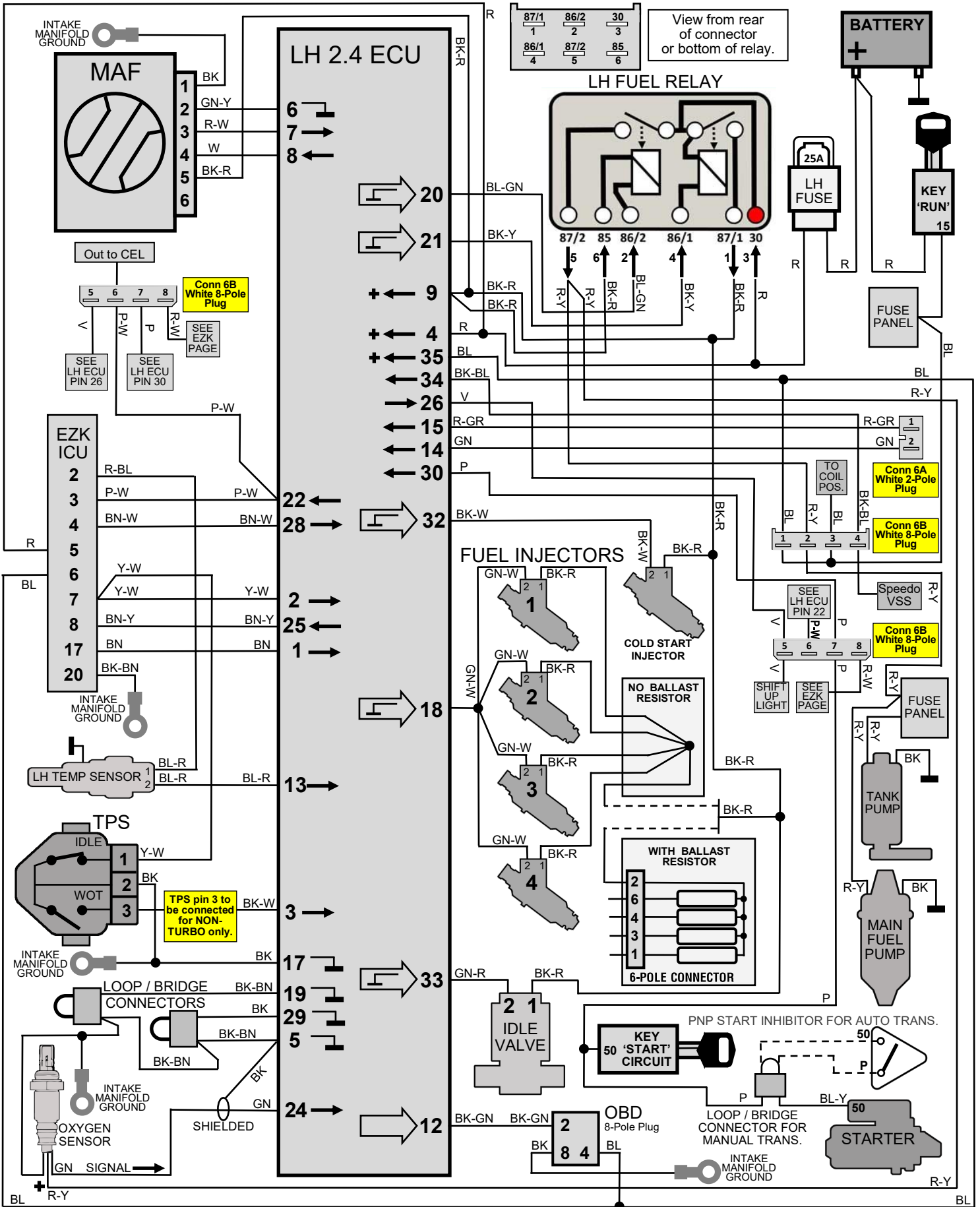
BK or SB - BLACK	W - WHITE	OR - ORANGE	V - VIOLET
GN - GREEN	GR - GRAY	BL - BLUE	P - PINK
BN - BROWN	R - RED	Y - YELLOW	

1. (BN) Engine speed signal input from EZK. Notifies ECU that engine is turning.
2. (Y-W) Input signal from TPS, throttle closed (IDLE).
3. (BK-W) Input signal from TPS, full throttle (WOT). Not used on B230FT.
4. (R) 12v input constant (terminal 30).
5. (BK-BN) Ground (signal ground shield for oxygen sensor).
Plus (BK) shield ground for 1/24.
6. (GN-Y) Ground for MAF sensor.
7. (R-W) Input signal from MAF sensor.
8. (W) Control signal output for MAF sensor burn off.
9. (BK-R)(2 wires) 12v switched power from main fuel system relay.
10. — not used.
11. — not used.
12. (BK-GN) Diagnostic signal lead.
13. (BL-R) Input signal from coolant temp sensor (ECT).
14. (GN) Input signal from AC (compressor on).
15. (R-GR) Input signal from AC (AC starting).
16. — not used.
17. (BK) Ground (to engine). Used for injector and idle valve control signal.
18. (GN-W) Control signal output (ground) for fuel injectors.
19. (BK-BN) Ground. (Chassis ground. Separate from control signal ground).
20. (BL-GN) Control signal output (ground) to fuel pump relay.
21. (BK-Y) Control signal output (ground) to main fuel system relay.
22. (P-W) Output signal to check engine light (CEL).
23. — not used.
24. (GN) Input signal from oxygen sensor (shielded).
25. (BN-Y) MAF load signal output to EZK.
26. (V) Shift up indicator output signal (manual trans).
27. — not used.
28. (BN-W) Input signal from EZK (knock sensor). B230FT only.
29. (BK) Ground. (Some models: Code input).
30. (P) Input signal from starter terminal 50 (12v signal when starter is engaged).
ECU provides additional fuel when starting. Circuit also to Park-Neutral Position (PNP) switch for auto trans. When PNP is placed in D, 1, 2, 3 or R, breaking circuit to terminal 50, idle is elevated.
31. — not used.
32. (BK-W) Control signal output to cold start injector (1989-91).
33. (GN-R) Control signal output to idle valve.
34. (BK-BL) Input VSS signal from speedometer.
35. (BL) 12v input switched (terminal 15).



LH 2.4 ECU PIN FUNCTIONS VOLVO 240

Specific to LH 2.4 plus EZ 116K Conversion Harness.

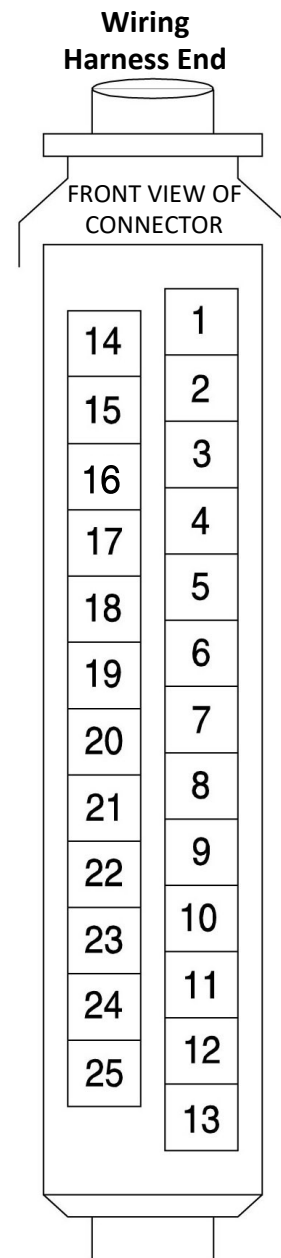


EZ 116K IGNITION CONTROL UNIT (ICU) VOLVO 240

Specific to LH 2.4 plus EZ 116K Conversion Harness.

BK or SB - BLACK	W - WHITE	OR - ORANGE	V - VIOLET
GN - GREEN	GR - GRAY	BL - BLUE	P - PINK
BN - BROWN	R - RED	Y - YELLOW	

1. (W) Output signal to OBD diagnostic socket.
2. (BL-R) Input signal from coolant temp sensor (ECT).
3. (P-W) Output signal to check engine light (CEL).
4. (BN-W) Output signal to ECU pin 28 (knock sensor signal).
5. (R) 12v input constant (terminal 30).
6. (BL) 12v input switched (terminal 15).
7. (Y-W) Input signal from TPS, throttle closed (IDLE/DECEL).
8. (BN-Y) MAF sensor load input signal from ECU.
9. — not used.
10. (BL) Input signal from crank position sensor (CPS).
11. (BK) Ground (signal ground SHIELD for CPS).
12. (BK) Ground (signal ground SHIELD for knock sensor).
13. (GN) Input signal from knock sensor (shielded).
14. — not used.
15. — not used.
16. (GR) Ignition pulse output signal to ignition amplifier power stage (shielded). (Shield is at power stage pin 3).
17. (BN) Engine speed signal output to ECU. 6.5=cranking, >8=idle.
18. — not used.
19. — not used.
20. (BK-BN) Ground to engine (signal ground).
21. — not used.
22. — not used.
23. (R) Input signal from crank position sensor (CPS).
24. — not used.
25. — not used.



Notes for PINS 18, 19, 21 and 25:

These pins have specific functions for altering timing, which can be enabled by grounding them individually or in combination with other pins. For example, grounding PIN 18 will retard static timing by 3 degrees (except for idle). Grounding PIN 19 will retard static timing by 6 degrees. Grounding both PINS 18 and 19 will advance static timing by 3 degrees. More information may be found at:

Advance/retard timing on EZ116K thread <https://forums.turbobricks.com/showthread.php?t=75838>

EZ 116K IGNITION CONTROL UNIT (ICU) VOLVO 240

Specific to LH 2.4 plus EZ 116K Conversion Harness.

