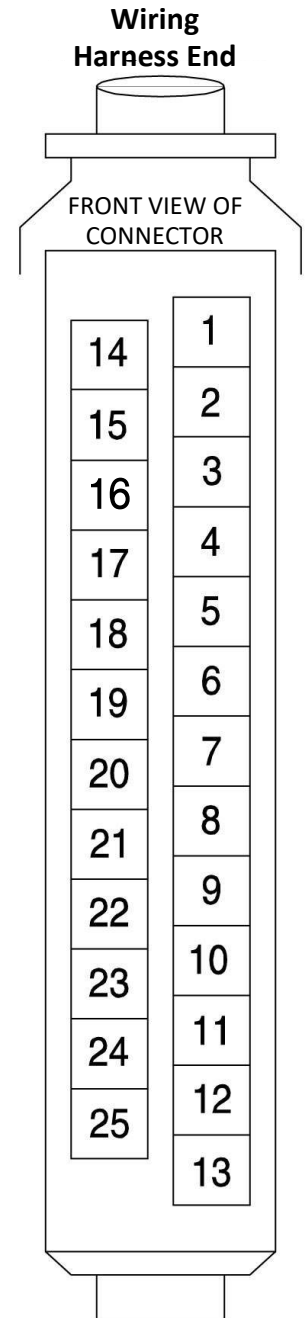


LH 2.2 ECU PIN FUNCTIONS VOLVO 240

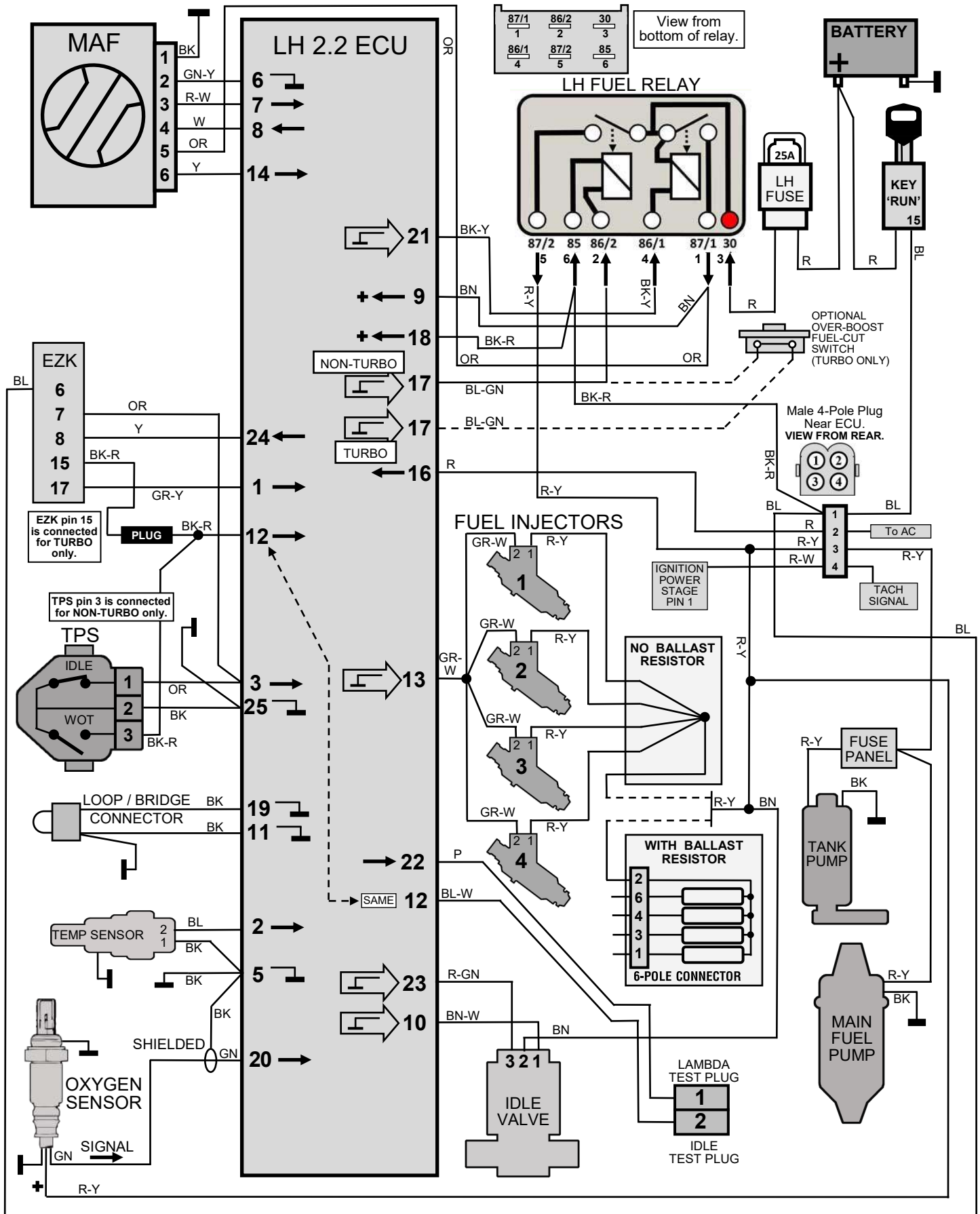
Specific to LH 2.2 plus EZ 117K Conversion Harness.

1. (GR-Y) Control signal input from ignition control unit.
2. (BL) Input signal from coolant temp sensor (ECT).
3. (OR) Input signal from TPS, throttle closed (IDLE).
4. — (not used)
5. (BK) Ground (signal ground only, shield for oxygen sensor).
6. (GN-Y) ECU ground for MAF sensor.
7. (R-W) Input signal from MAF sensor.
8. (W) Control signal output for MAF sensor burn off.
9. (BN) 12v switched power from main fuel system relay.
10. (BN-W) Control signal output to idle valve.
11. (BK) Ground (to crimp ring at engine).
12. (BK-R, BL-W) Input signal from TPS, full throttle (WOT). For B230F only.
13. (GR-W) Control signal output for fuel injectors.
14. (Y) Input signal from MAF sensor CO potentiometer.
15. — (not used)
16. (R) Input signal from AC. Idle is elevated.
17. (BL-GN) Control signal output (ground) to trigger fuel pump relay coil.
18. (BK-R) 12v input switched (from terminal 15).
19. (BK) Ground loop plug (LIMP). To bridge connector and engine ground.
20. (GN) Input signal from oxygen sensor (shielded).
21. (BK-Y) Control signal output (ground) to main fuel system relay coil.
22. (P) Lead to idle speed test socket.
23. (R-GN) Control signal output to idle valve.
24. (Y) Load output signal to ignition control unit (740/760 only).
25. (BK) Ground (power ground to crimp ring at engine).



LH 2.2 ECU PIN FUNCTIONS VOLVO 240

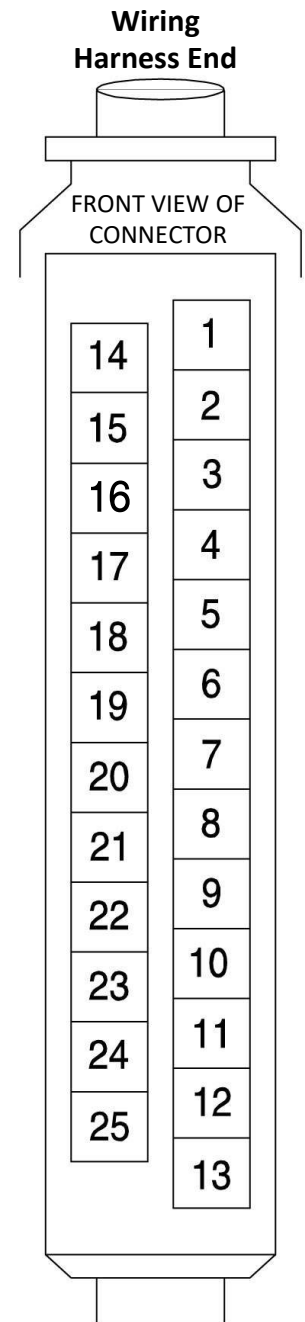
Specific to LH 2.2 plus EZ 117K Conversion Harness.



EZ 117K IGNITION CONTROL UNIT (ICU) Volvo 240

Specific to LH 2.2 plus EZ 117K Conversion Harness.

1. — (not used)
2. — (not used)
3. — Some models: (Y-R) to test socket.
4. (R) 12v output to ignition Hall generator in distributor (shielded).
5. — (not used)
6. (BL) 12v input switched (from ignition switch terminal 15).
7. (OR) Input signal from TPS, grounded when throttle is closed (IDLE).
8. (Y) Load input signal from LH ECU.
9. — (not used)
10. (BK) Ground (signal ground shield for distributor power and Hall generator input).
11. — (not used)
12. (BN) Ground (signal ground shield for knock sensor input).
13. (GN) Input signal from knock sensor (shielded).
14. — (not used)
15. (BK-R) Knock fuel enrichment output signal to LH ECU (Turbo only).
16. (GR) Ignition pulse output to ignition power stage.
17. (GR-Y) Engine speed RPM signal output to LH ECU.
18. — (not used)
19. — (not used)
20. (BN) Ground for control unit (to crimp ring at engine).
21. — (not used)
22. — (not used)
23. — (not used)
24. (BL) Engine speed RPM input signal from distributor Hall generator (shielded).
25. — (not used)



EZ 117K IGNITION CONTROL UNIT (ICU) Volvo 240

Specific to LH 2.2 plus EZ 117K Conversion Harness.

